



## **Instruction for Use of Disposable Endoscopic**

### **Cytology Brush**

JS-CE-SM-06-01, A/0

 **江苏常美医疗器械有限公司**  
Jiangsu Changmei Medtech Co., Ltd.

# Instruction for Use of Disposable Endoscopic Cytology Brush

## 【Product name】

Disposable Endoscopic Cytology Brush

## 【Product structure and components】

Disposable Endoscopic Cytology Brush consists of brush (nylon), sheath (PTFE), pulling wire (06Cr19Ni10) and handle (ABS). It can be divided into several specifications according to channel ID, working length and brush shape. The product should be sterile.

## 【Specification】

Specification	Endoscope channel ID code	Working length L(mm)	Brush shape
BC-20 (28) C(E,K,N,Q,T,U, V,LK) -A (B)	20: Channel ID ≥2.0mm	C: 1050,E: 1200, K: 1600,N: 1800, Q: 2000,T: 2200, U: 2300,V: 2400, LK:2600	A: Straight shape brush
	28: Channel ID ≥2.8mm		B: U-shape brush

## 【Packaging list】

Inner package: Paper-plastic bag, 1 pcs/bag

Middle package: Paper box, 1pcs/box

Outer package: Corrugated box

## 【Intended use】

Clinically used to brush cell samples. Sterile, for single-use.

## 【Contraindication】

None.

## 【Notice】

1. The product should be operated by professionals after reading the instruction carefully.
2. The doctor should be gentle when operating. Do not force too hard.
3. Do not use the instrument when the package is damaged.
4. The product should be used immediately after opening the package.
5. Single use only, discards after use. Do not reuse.
6. Do not use the instrument when the valid period is exceeded.
7. The brush should be took back into the sheath after sampling. Make sure the cell will not fall off when retreat the brush.

## 【Usage】

1. Choose an appropriate cytology brush according to working channel. The sheath OD should be smaller than channel ID, and the working length should be longer than endoscope itself. The

sheath should be of no crease and the brush head should be of no damage. Try to operate the brush that it can get in and out of the sheath smoothly. Please prepare spare cytology brush in case of accident.

2. Under the inspection of endoscope, slowly move the brush for 2-3cm each time. Move the brush to the sampling position.
3. Brush back and forth for 4-5 times on sampling position. After sampling, withdraw the brush into sheath and then retreat the cytology brush from working channel.

## **【Expiration date】**

The product will be valid for 3 years. For specific production date and expiration date, please see product labels.

## **【Sterilization】**

Sterilized by ethylene oxide.












## **【Storage & Transport】**

1. The instrument should be placed in the environment with relative humidity of less than 80% and without corrosive gas. Store the device at cool, dry, clean room of good ventilation.
2. Do not store the sterile instrument in places where it will become damaged, wet or improperly sealed. Otherwise, the sterility of the instrument may be compromised, which could pose a risk of infection control or cause infection in affected part of patients.
3. The inner package is paper-plastic bag, middle is the box, and

outer is the corrugated carton. Transportation should maintain clean, dry and sealed.

4. Transportation conditions: It should prevent stress and could not be transported together with sand, metal fragments, glasses or keen-edged stuff, nor with the poisonous, corrosive or flammable stuff. Slings of packages when loading and unloading, insulation under the sun or drenching in rain are all prohibited.

## 【Signs & Symbols】

	Disposable		Sterilized by EO
	Date of manufacture		Expiration date
	Do not use when the package is damaged		Read instructions before use
	Lot number		Note that see instruction for use
	EU representative		Manufacturer
	CE certified by TUV SUD		

Compile date: 2015.08.08

**【Validity Period】** 3 years

**【Manufacturer】** Jiangsu Changmei Medtech Co., Ltd.

**【Registered Address】**

No. 27 Xinke West Road, Luoyang, 213104,  
Changzhou, Jiangsu, China

**【Manufacture Address】**

No.27 Xinke West Road, Luoyang, 213104,  
Changzhou, Jiangsu, China

**【Postcode】** 213104

**【Tel】** 0086-519-88520118

**【Fax】** 0086-519-88551179

**【Website】** <http://www.czmed.com>

**【E-mail】** [sales@czmed.com](mailto:sales@czmed.com)

**European Union representative:**

**【Name】** KINGSMEAD SERVICE LIMITED

**【Address】** 145-157 St John Street, London, EC1V 4PY (UK)

**【Tel/Fax】** 0044-2032399738

**【Website】** [www.kingsmead-service.com](http://www.kingsmead-service.com)

**【E-mail】** [office@kingsmead-service.com](mailto:office@kingsmead-service.com)